


Fundamentals  
of **WEB  
DESIGN**



# Animated and Transparent GIFs

Media Creation


# Transparent Graphics

- A transparent graphic is a graphic with one of its colors set to display as the transparent color
- When displayed by the browser, the color set as the transparent color will not be displayed
- Currently, the "GIF" graphic format (pronounced "jif") is the only format that both supports transparent colors and is compatible with all graphic browsers.

**Standard GIF**



**Transparent GIF**



# Using Transparent GIFS

- To HTML, transparent GIFs are exactly the same as regular graphics because the transparent feature is handled by the format of the graphic and not by HTML. Notice below that there is no change in HTML syntax.

```

```



```

```





# Varying the Transparent Color

- The example below shows how your results will vary depending on the background color for your image and which image color you set to display as "transparent." Four GIF files have been placed on a red background; the first image has no transparent color defined and the last three have transparency set to blue, black, and white, respectively.



# Animated Graphics

- An animated graphic is a collection of individual single frame graphics stored as one file.
- When displayed by the browser, the collection of graphics is played in sequence like a miniature movie; but if the same graphic is loaded into a paint program only the first frame of the animation will display. To edit animations, you need a special editor (like the Animation Shop which comes with Paint Shop Pro, Photoshop CS3+, ImageReady, Fireworks).
- Currently, only the "GIF" graphic format both supports animation and is compatible with all graphic browsers.



# Using Animated GIFS

- To HTML, animated GIFs are regular graphics, as the animation feature is handled by the graphic format and not by HTML. Notice below that there is no change in HTML syntax, and the transparency feature can also be used with animations

```

```



```

```



# Making Animated GIFs

- In an animated graphic, each frame is predrawn and then all frames are loaded into the animation program at once. You can control the delay between sequential display of the frames in the animation, as well as how many times to loop thru the animation.

